




BISTAR

TP6F60M
TP6F60M(H)

P RT

325 - 345W

9BB half-cut mono perc



A B



P R RT TR

New circuit design, lower internal current, lower Rs loss



B RP T T

Special circuit design with much lower hot spot temperature



T 2

2% more power generation, lower LCOE



Anti
PID

RT T 8 T P RT

2 times of industry standard Anti-PID test by TUV SUD



8 Y R

High waterproof level

B B A 2 2 A 8 2 B

- IEC 61215 / IEC 61730 / UL 1703
- ISO 9001: 2015 Quality Management System
- ISO 14001: 2015 Environment Management System
- ISO 45001: 2018 Occupational Health and Safety Management Systems

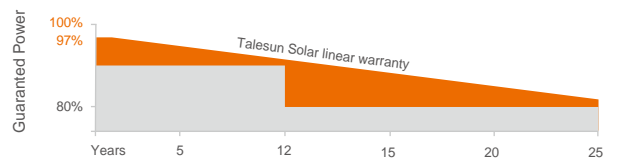


A A 2 AA



Linear Performance Warranty

Standard Performance Warranty



2 A& A AB

Performance at STC (Power Tolerance 0 ~ +3%)

Maximum Power (Pmax/W)	325	330	335	340	345
Operating Voltage (Vmpp/V)	33.8	34.1	34.4	34.7	34.9
Operating Current (Impp/A)	9.61	9.66	9.74	9.80	9.89
Open-Circuit Voltage (Voc/V)	40.3	40.5	40.7	40.9	41.1
Short-Circuit Current (Isc/A)	10.06	10.12	10.18	10.24	10.34
Module Efficiency ηm(%)	19.2	19.5	19.8	20.1	20.4

Performance at NMOT

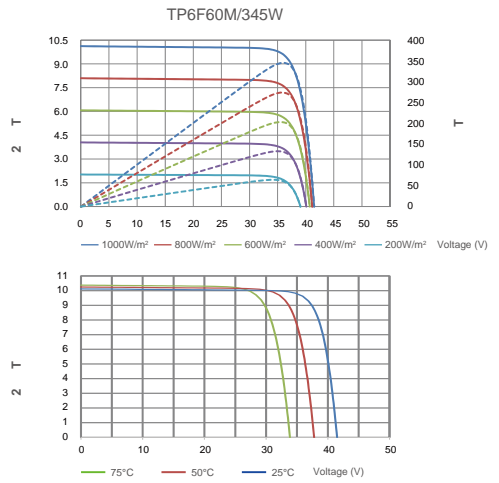
Maximum Power (Pmax/W)	241	244	248	251	255
Operating Voltage (Vmpp/V)	31.5	31.7	31.9	32.2	32.3
Operating Current (Impp/A)	7.67	7.71	7.78	7.83	7.90
Open-Circuit Voltage (Voc/V)	37.5	37.6	37.8	38.0	38.2
Short-Circuit Current (Isc/A)	8.12	8.17	8.22	8.27	8.35

STC: Irradiance 1000W/m², Cell Temperature 25°C, Air Mass AM1.5 NMOT: Irradiance at 800W/m², Ambient Temperature 20°C, Air Mass AM1.5, Wind Speed 1m/s

2 8 B 28 8 8

Cell Type	Monocrystalline
Cell Dimensions	158.75*158.75mm
Cell Arrangement	120 (6*20)
Weight	20.7kg (45.64lbs)
Module Dimensions	1684*1002*35mm (66.3*39.45*1.38inches)
Cable Length	Portrait 300mm/Landscape 1200mm/Customized
Cable Cross Section Size	TUV: 4mm ² (0.006inches ²)/UL: 12AWG
Front Glass	3.2mm (0.13inches) AR Coating Tempered Glass
No. of Bypass Diodes	3/6
Packing Configuration	31pcs/carton, 806pcs/40hq
Packing Configuration	31+4pcs/carton, 858pcs/40hq
Frame	Anodized Aluminium Alloy
Junction Box	IP68

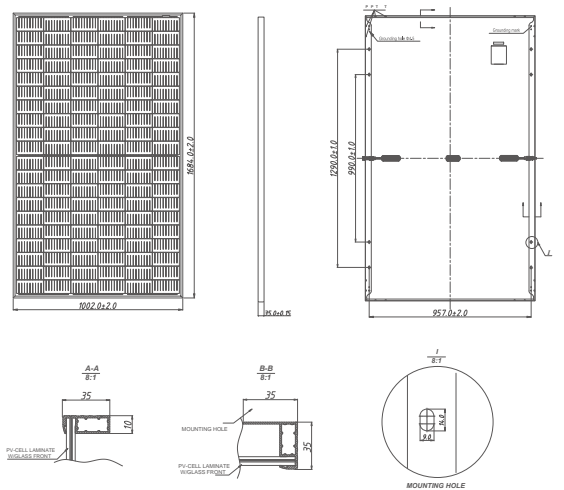
8 2 A



A 8 2 8 8 B

Maximum System Voltage	1000V/1500V/DC(IEC)
Operating Temperature	-40°C ~ +85°C
Maximum Series Fuse	20A
Static Loading	5400pa
Conductivity at Ground	≤0.1Ω
Safety Class	II
Resistance	≥100MΩ
Connector	T01/LJQ-3-CSY/MC4/EV02

2 8 A 8 B



A A 2 8 8

Temperature Coefficient Pmax	-0.36%/°C
Temperature Coefficient Voc	-0.26%/°C
Temperature Coefficient Isc	+0.043%/°C
NMOT	43±2°C