


BISTAR

TP6H60M
TP6H60M(H) **120 half-cell**

320 - 340W

half-cut mono perc



KEY FEATURES



Half-cut cell technology

New circuit design, lower internal current, lower Rs loss



Significantly lower the risk of hot spot

Special circuit design with much lower hot spot temperature



Lower LCOE

2% more power generation, lower LCOE



Excellent Anti-PID performance

2 times of industry standard Anti-PID test by TUV SUD



IP68 junction box

High waterproof level

SYSTEM & PRODUCT CERTIFICATES

- IEC 61215 / IEC 61730 / UL 1703
- ISO 9001: 2015 Quality Management System
- ISO 14001: 2015 Environment Management System
- ISO 45001: 2018 Occupational Health and Safety Management Systems

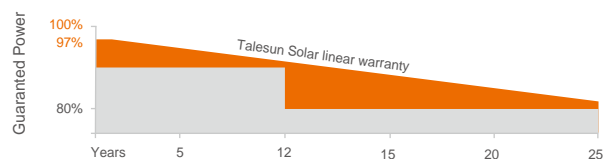


PERFORMANCE WARRANTY



Linear Performance Warranty

Standard Performance Warranty



ELECTRICAL PARAMETERS

Performance at STC (Power Tolerance 0 ~ +3%)

Maximum Power (Pmax/W)	320	325	330	335	340
Operating Voltage (Vmpp/V)	33.5	33.8	34.2	34.6	35.0
Operating Current (Impp/A)	9.56	9.62	9.66	9.69	9.72
Open-Circuit Voltage (Voc/V)	40.1	40.3	40.5	40.7	40.9
Short-Circuit Current (Isc/A)	10.16	10.22	10.26	10.29	10.32
Module Efficiency η (%)	19.0	19.3	19.6	19.9	20.1

Performance at NMOT

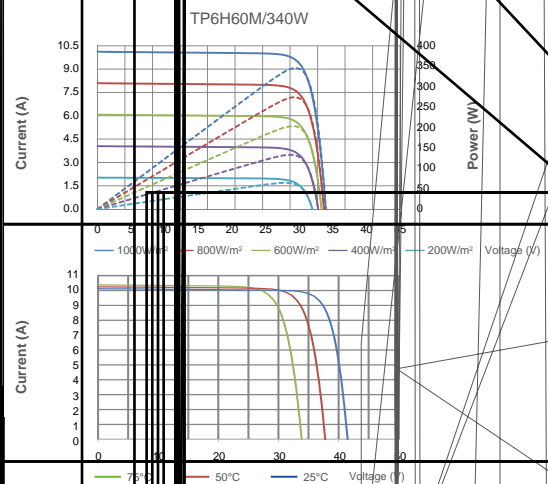
Maximum Power (Pmax/W)	238	241	245	248	252
Operating Voltage (Vmpp/V)	30.9	31.2	31.5	31.8	32.1
Operating Current (Impp/A)	7.71	7.76	7.80	7.83	7.86
Open-Circuit Voltage (Voc/V)	37.3	37.5	37.7	37.8	38.0
Short-Circuit Current (Isc/A)	8.20	8.25	8.28	8.31	8.33

STC: Irradiance 1000W/m², Cell Temperature 25°C, Air Mass AM1.5 NMOT: Irradiance at 800 W/m², Ambient Temperature 20°C, Air Mass AM1.5, Wind Speed 1m/s

MECHANICAL SPECIFICATION

Cell Type	Monocrystalline
Cell Dimensions	158.75*58.75mm
Cell Arrangement	120 (6*20)
Weight	20.7kg (45.64lbs)
Module Dimensions	1684*1002*35mm (66.3*39.45*1.38inches)
Cable Length	Portrait 300mm/Landscape 1200mm Customized
Cable Cross Section Size	TUV: 4mm ² (0.006inches ²) UL: 12AWG
Front Glass	3.2mm (0.13inches) AR Coating Tempered Glass
No. of Bypass Diodes	3/6
Packing Configuration (1)	31pcs/carton, 806pcs/40hq
Packing Configuration (2)	31+4pcs/carton, 858pcs/40hq
Frame	Anodized Aluminium Alloy
Junction Box	IP68

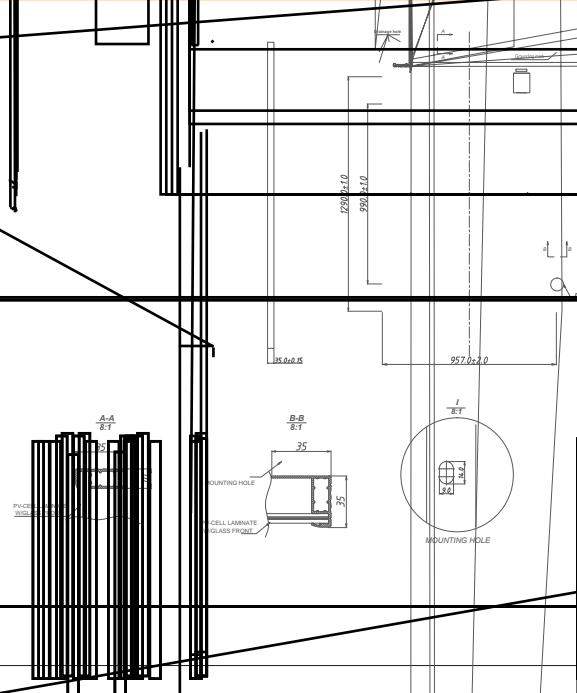
I-V CURVE



OPERATING CONDITIONS

Maximum System Voltage	1000V/1500V/DC(IEC)
Operating Temperature	-40°C ~ +85°C
Maximum Series Fuse	20A
Static Loading	Snow Loading: 5400Pa/ Wind Loading: 2400Pa
Conductivity at Ground	0.1
Safety Class	II
Resistance	100M
Connector	T01/LJQ-3 GSY/MC4/EV02

TECHNICAL DRAWINGS



TEMPERATURE COEFFICIENT

Temperature Coefficient Pmax	-0.36%/°C
Temperature Coefficient Voc	-0.26%/°C
Temperature Coefficient Isc	+0.043%/°C
NMOT	43%/°C