


# BISTAR

TP7F72M  
TP7F72M(H) **144 half-cell**

530 - 550W

10BB half-cut mono perc



## KEY FEATURES



### 10BB half-cut cell technology

New circuit design, lower internal current, lower Rs loss  
Ga-doped wafer, attenuation < 2% (1st year) / 0.55% (Linear)



### Significantly lower the risk of hot spot

Special circuit design with much lower hot spot temperature



### Lower LCOE

2% more power generation, lower LCOE



### Excellent Anti-PID performance

2 times of industry standard Anti-PID test by TUV SUD



### IP68 junction box

High waterproof level

## SYSTEM & PRODUCT CERTIFICATES

- IEC 61215 / IEC 61730 / UL 61730
- ISO 9001: 2015 Quality Management System
- ISO 14001: 2015 Environment Management System
- ISO 45001: 2018 Occupational Health and Safety Management Systems

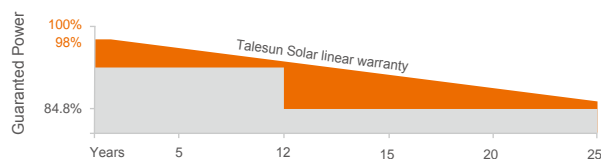


## PERFORMANCE WARRANTY



Linear Performance Warranty

Standard Performance Warranty



## ELECTRICAL PARAMETERS

### Performance at STC (Power Tolerance 0 ~ +3%)

Maximum Power (Pmax/W)	530	535	540	545	550
Operating Voltage (Vmpp/V)	41.7	41.8	41.9	42.0	42.1
Operating Current (Impp/A)	12.71	12.80	12.89	12.98	13.07
Open-Circuit Voltage (Voc/V)	49.5	49.6	49.7	49.8	49.9
Short-Circuit Current (Isc/A)	13.44	13.53	13.62	13.71	13.80
Module Efficiency $\eta$ m(%)	20.5	20.7	20.9	21.1	21.3

### Performance at NMOT

Maximum Power (Pmax/W)	394	398	402	405	409
Operating Voltage (Vmpp/V)	38.8	38.9	39.0	39.1	39.2
Operating Current (Impp/A)	10.16	10.23	10.30	10.37	10.44
Open-Circuit Voltage (Voc/V)	46.3	46.4	46.5	46.6	46.7
Short-Circuit Current (Isc/A)	10.83	10.91	10.98	11.05	11.12

STC: Irradiance 1000W/m<sup>2</sup>, Cell Temperature 25°C, Air Mass AM1.5 NMOT: Irradiance at 800W/m<sup>2</sup>, Ambient Temperature 20°C, Air Mass AM1.5, Wind Speed 1m/s

## MECHANICAL SPECIFICATION

Cell Type	Monocrystalline
Cell Dimensions	182*182mm
Cell Arrangement	144 (6*24)
Weight	29kg (63.9lbs.)
Module Dimensions	2279*1134*35mm (89.72*44.65*1.38inches)
Cable Length	Portrait 300mm/Landscape 1200mm/Customized
Cable Cross Section Size	TUV: 4mm <sup>2</sup> (0.006inches <sup>2</sup> )/UL: 12AWG
Front Glass	3.2mm (0.13inches) AR Coating Tempered Glass
No. of Bypass Diodes	3/6
Packing Configuration (1)	31pcs/carton, 620pcs/40hq
Packing Configuration (for USA)	30pcs/carton, 600pcs/40hq
Frame	Anodized Aluminium Alloy
Junction Box	IP68

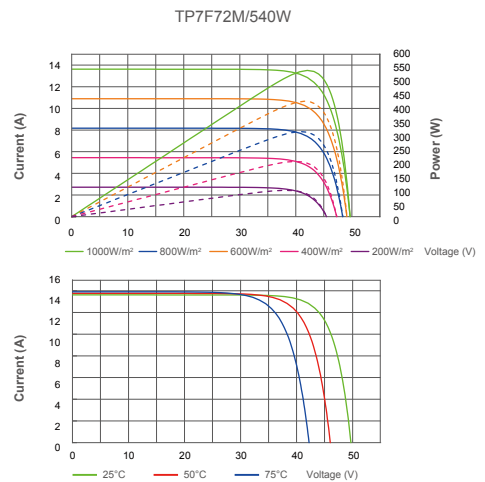
## OPERATING CONDITIONS

Maximum System Voltage	1000V/1500V/DC(IEC)
Operating Temperature	-40°C ~ +85°C
Maximum Series Fuse	25A
Static Loading	Snow Loading: 5400Pa/ Wind Loading: 2400Pa
Conductivity at Ground	≤0.1Ω
Safety Class	II
Resistance	≥100MΩ
Connector	T01/LJQ-3-CSY/MC4/MC4-EVO2

## TEMPERATURE COEFFICIENT

Temperature Coefficient Pmax	-0.36%/°C
Temperature Coefficient Voc	-0.26%/°C
Temperature Coefficient Isc	+0.043%/°C
NMOT	43±2°C

## I-V CURVE



## TECHNICAL DRAWINGS

